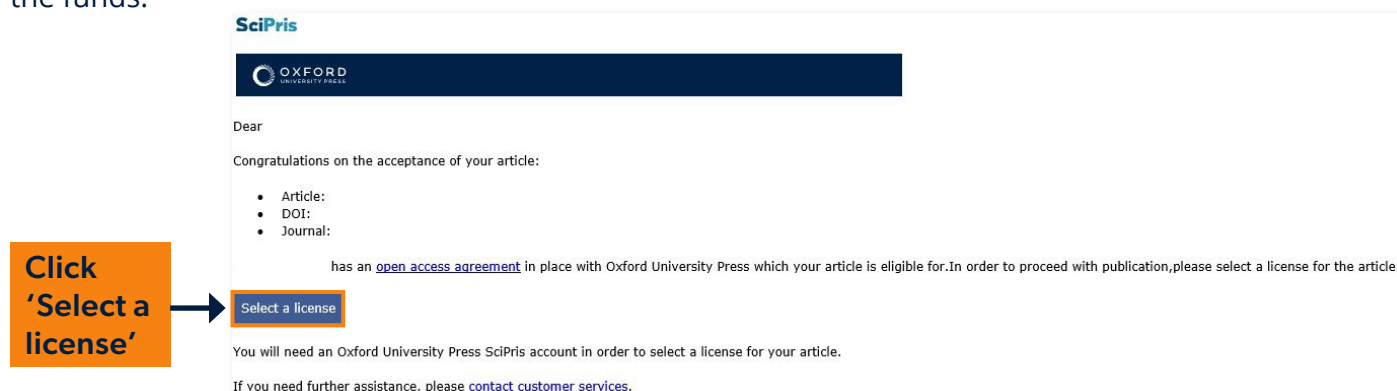


Read & Publish Agreement Author Guide

Watch our
step-by-step
video guide

1. Once your article has been peer-reviewed and accepted for publication, you will receive an email which contains a link to the Online Licensing and Payments System, SciPris.

SciPris will check your institutional affiliation and article type to determine if you are eligible to use the funds.



Click 'Select a license'

Dear

Congratulations on the acceptance of your article:

- Article:
- DOI:
- Journal:

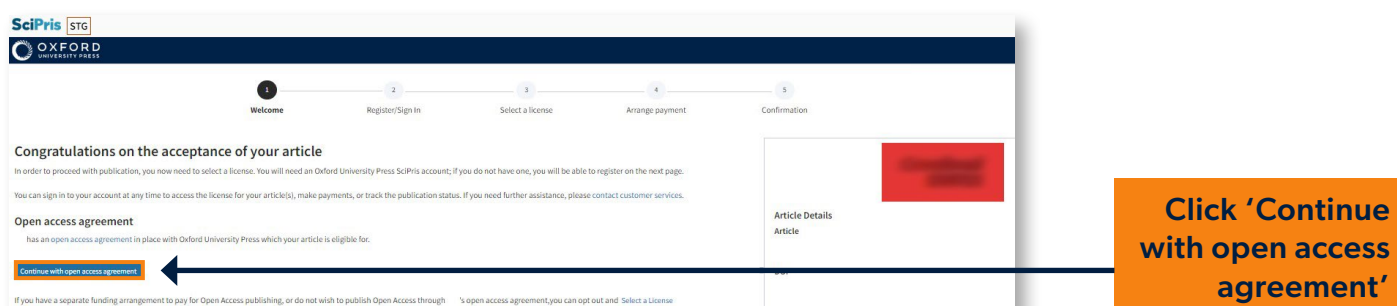
has an [open access agreement](#) in place with Oxford University Press which your article is eligible for. In order to proceed with publication, please select a license for the article.

Select a license

You will need an Oxford University Press SciPris account in order to select a license for your article.

If you need further assistance, please [contact customer services](#).

2. Proceed to request use of the Read and Publish Agreement funds.



Click 'Continue with open access agreement'

SciPris STG

OXFORD UNIVERSITY PRESS

Welcome Register/Sign In Select a license Arrange payment Confirmation

Congratulations on the acceptance of your article

In order to proceed with publication, you now need to select a license. You will need an Oxford University Press SciPris account; if you do not have one, you will be able to register on the next page.

You can sign in to your account at any time to access the license for your article(s), make payments, or track the publication status. If you need further assistance, please contact customer services.

Open access agreement

has an open access agreement in place with Oxford University Press which your article is eligible for.

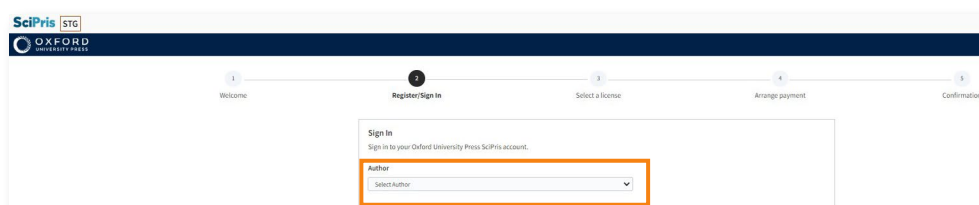
Continue with open access agreement

If you have a separate funding arrangement to pay for Open Access publishing, or do not wish to publish Open Access through 's open access agreement, you can opt out and 'Select a License

Article Details
Article

If you think you are eligible for the agreement but are not presented with this screen, please contact the customer support team via the SciPris platform.

3. Sign in and create an account if you don't have one. (This is not the same system you used to submit your article to the journal.)



SciPris STG

OXFORD UNIVERSITY PRESS

Welcome Register/Sign In Select a license Arrange payment Confirmation

Sign In

Sign in to your Oxford University Press SciPris account.

Author

Select Author

4. The license options are displayed. You won't see any prices because you aren't required to make a payment.

The screenshot shows the 'Select a license' step (step 3) of the SciPris STG workflow. The progress bar at the top indicates the current step. The main content area lists several license options, including 'Open Access CC BY License' and 'Open Access CC BY-NC License'. A blue arrow points from an orange callout box to the 'I accept' button. The callout box contains the text 'Select a license and click 'I accept''. The 'I accept' button is highlighted with a blue border.

Select a license and click 'I accept'

5. Send the request for review.

The screenshot shows the 'Arrange payment' step (step 4) of the SciPris STG workflow. The progress bar at the top indicates the current step. The main content area contains a 'Submit request' button, which is highlighted with a blue border. The 'Article Details' sidebar on the right shows the article title and DOI.

6. View your dashboard or sign out.

The screenshot shows the 'Confirmation' step (step 5) of the SciPris STG workflow. The progress bar at the top indicates the current step. The main content area displays a confirmation message: 'Your request for payment has been sent'. A blue arrow points from an orange callout box to the 'Sign out' button. The callout box contains the text 'Don't forget to sign out'. The 'Sign out' button is highlighted with a blue border.

Don't forget to sign out

academic.oup.com/journals/pages/librarians/read-publish-agreements

For questions about Read and Publish, please email openaccess@oup.com.

